



Wisdom
wisdom light, wisdom life.

20W

WALL PACK LIGHT

PRODUCT FEATURES:

- ❖ Optical design, greatly improved the light utilization and evenness.
- ❖ High efficiency LED Driver, voltage AC120-277.
- ❖ Cast Aluminum design, better cooling, light quality, LED Tj < 85°C.
- ❖ The 0-10V Dimming typel.
- ❖ Photocell Control (Optional).



MODEL #	
PROJECT:	
NOTES:	
DATE:	
PREPARED BY:	

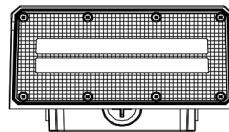
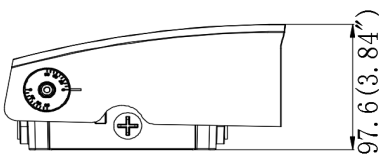
Additional Information:

- Power: 20W
- Input: AC 120-277V
- CCT : 4000K/5000K
- Output: 2673 LM
- Light Source: LUMILEDS
- Driver: NOVBO POWER




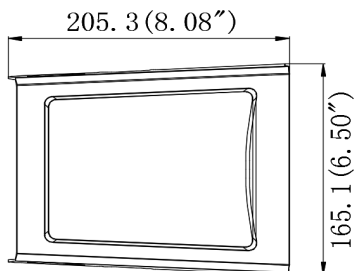
PRODUCT APPLICATIONS:

The WALL PACK LED Lighting Series can be widely used for Indoor or Outdoor (Wet Location) Excellent for Museums, Art Galleries, Shopping Malls, Office Buildings, Walls and many other applications.



Structure Features:

- Shell Materials: Aluminum & PC
- Finish: Dark Bronze/White/black
- Net Weight: 1.32KG (2.9 LBS)
- **Product Size: 205mm*165.3mm*97.6mm**
- **Carton Size: 255mm*200mm*145mm**





Wisdom
wisdom light, wisdom life.

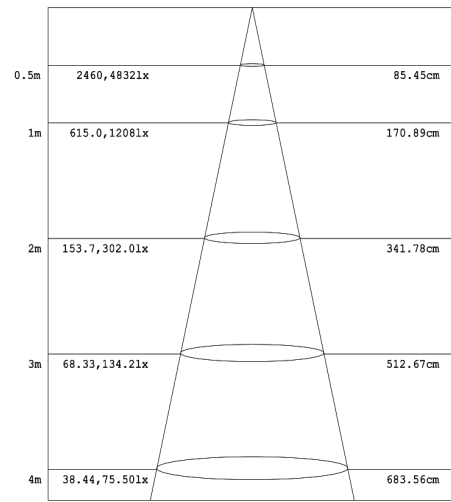
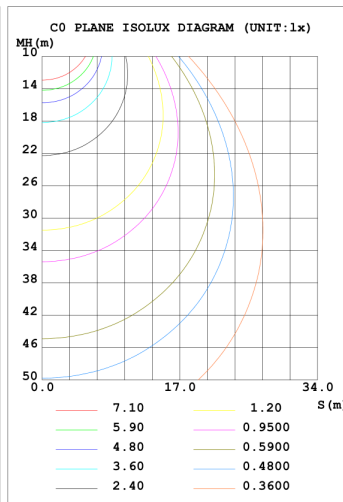
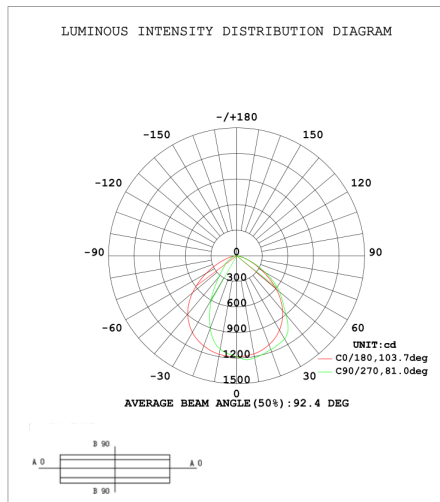
20W

WALL PACK LIGHT

TECHNICAL PARAMETERS:

Type	WSD-SWP02W27-XXK-Z-Y		
Power	20W	Lighting Angle	92°
Input Voltage	AC120-277V	LED Brightness Decay	<5%/6000 hrs
PF	>0.98	Working Life	>75000 hrs
Driver Efficiency	>90%	Working Temperature	-30 - +45°C
Luminous Flux	2673 Lm	Storage Temperature	-40 - +80°C
Color Temperature	4000K/5000K	Protection Level	Wet Location
CRI	Ra>80	Cable	Input Connect, No Cable

PHOTOMETRY:



ORDERING EXAMPLE: WSD-SWP02W27-XXK-Z [D, W, B, S] -Y [blank, p]

WSD	02W	SWP	27	XXK	Z	Y
Company	Power	Product	Voltage	ColorTemp	FINISH	Control
WISDOM	02W(20W)	SWP Slim Adjustable Wall Pack	27 AC120-277V	40K (4000K) 50K (5000K) ± 500K	D (Dark Bronze) W (White) B (Black) S (Silvery)	P Photocell