



## 200W LED SHOEBOX LIGHT



### Features

- Lumileds LED, high luminous efficiency and long working life.
- High efficiency LED Driver, the wide range input voltage AC120-277V/AC200-480V.
- Die Cast aluminium cooling design, high quality and better cooling for LED  $T_j < 85^\circ\text{C}$ . Excellent Optics design, greatly improve the light utilization and evenness.
- Motion sensor Control Available (Option)

### Product Applications

WISDOM LED SHOEBOX LIGHT series can be widely used in outdoor lighting (Wet location), Excellent for Museums, Art Galleries, Underground parking lot, Buildings, The lawn, Industrial areas, Residential areas, Sidewalks, Parking lot, Schools and etc, and many more applications.



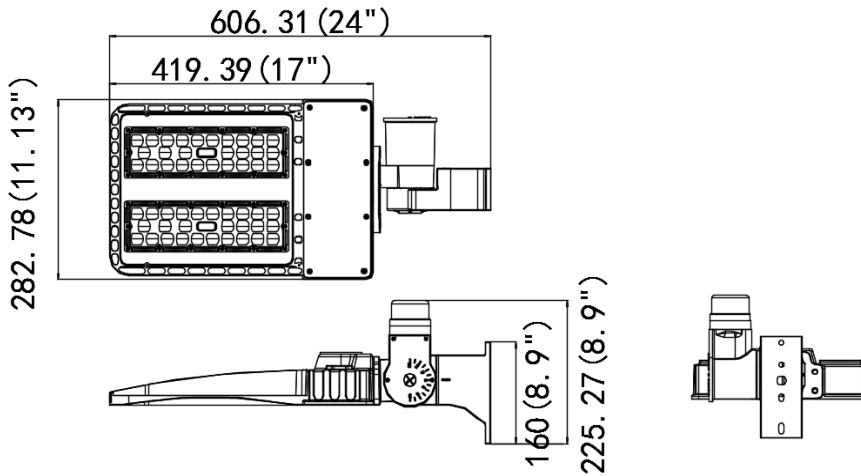
WISDOM OPTOELECTRONICS TECHNOLOGY CO., LIMITED  
 Add: FLOOR 8, BUILDING B1 SUNSHINE INDUSTRIAL PARK HEZHOU  
 XIXIANG BAOAN DISTRICT SHENZHEN, GUANGDONG, CHINA, 518126.

Tel: +86 755 2744 8585  
 +86 755 2744 8884  
 Fax: +86 755 2744 8089  
 Email: leo.zhu@wisdom-ssl.com  
 Website: www.wisdom-ssl.com



### Specifications

Unit : inch(mm)



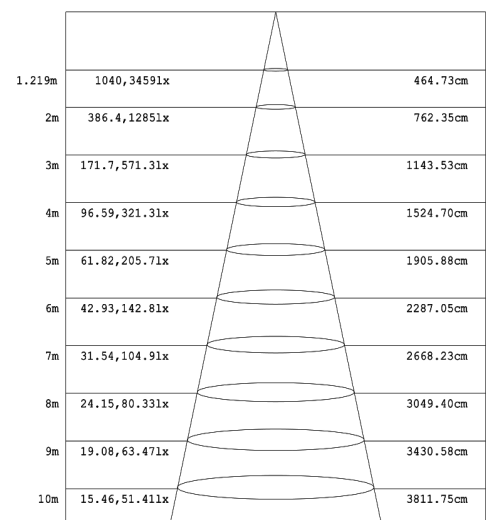
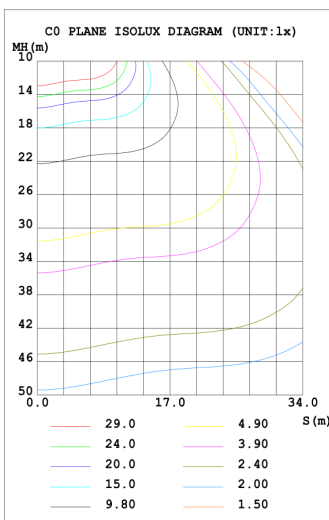
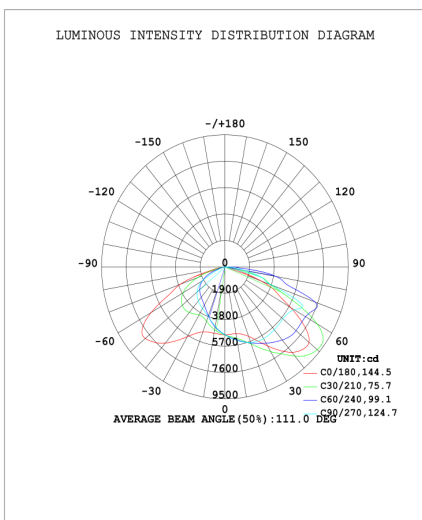
### Structure Features

- Shell materials: Aluminum & PC.
- Finish: Dark Bronze/White
- Net weight : 7.5Kg (16.6 lbs) Product
- Size:606mm\*282mm\*160mm
- Carton Size:570mm\*350mm\*150mm

### Technical Parameters

WSD-SB20W27-XXK-Z-TN-U-Y-#			
Power	200W	Lighting Angle	Type II, III, IV,V
Input Voltage	AC120-277V/AC200-480V	LED Brightness Decay	<5%/6000 hrs
PF	>0.95	Working Life	>50000 hrs
Driver Efficiency	>90%	Working Temperature	-30 - +45°C
Luminous Flux	27000 Lm	Storage Temperature	-40 -+80°C
Color Temperature	4000K/5000K	Protection Level	Wet Location/IP66
CRI	Ra>70	Cable	3 core , 18AWG
Optional dimming function	1-10Vdc	EPA	1.5FT <sup>2</sup>

### Photometry



### Example: WSD-SB20W27-XXK-Z[D,W,B,S]-TN[T2,T3,T4,T5]-U[S,A,T]-Y[Blank,P]-#[Blank,M]

WSD	SB	20W	27	XXK	Z	TN	U	Y	#
Company	Product	Power	Voltage	Color Temp	Finish	Light Angle	Mounting Mean	Control	Control
	SB	20W(200W)	27	40K(4000K)	D(Dark Bronze)	T2(Type II)	S(slip fitter)	P	M
WISDOM	SHOEBOX		AC120-277V	50K(5000K)	W(White)	T3(Type III)	A(Arm)	Photocell	Motion sensor
			48	±500K	B(Black)	T4(Type IV)	T(Trunnion)		
			AC200-480V		S(Silvery)	T5(Type V)			